

AP School Honor Roll Progress Report - 2023

Lexington Christian Academy (181437)

Progress Summary

Congratulations! Lexington Christian Academy has earned Silver recognition on the 2023 AP School Honor Roll.

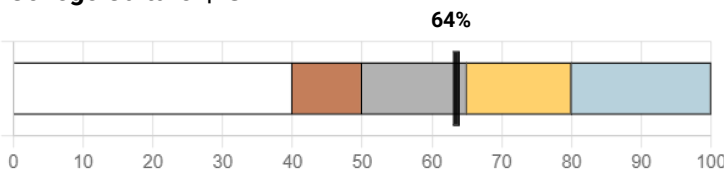
Class of 2023



SILVER

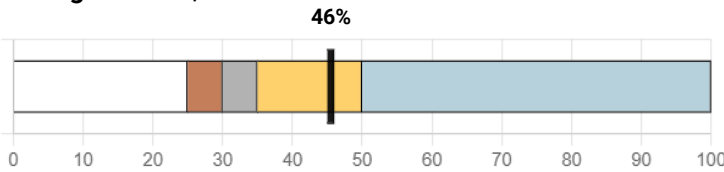
**AP 2023 School Honor Roll
Lexington Christian Academy**

College Culture | SILVER



Your school achieved all criteria to be listed on this year's AP School Honor Roll as a **Silver** school!

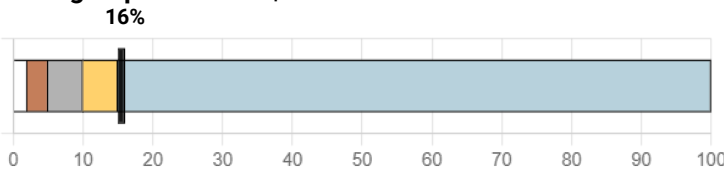
College Credit | GOLD



For planning and goal-setting, the three criteria for **GOLD** schools are:

- Expand your school's college culture by enabling **65% of your Class of 2024** to experience 1 AP course before graduating.
- Assist with college affordability by enabling **35% of your Class of 2024** to earn college credit by earning an AP Exam score of 3.
- Optimize student's college readiness by creating opportunities for **10% of your Class of 2024** to take a total of 5 APs across their high school years, with at least 1 taken in 9th or 10th grade.

College Optimization | PLATINUM



To qualify for the 2023 AP School Honor Roll, schools must meet or exceed the criteria for a given recognition level for all three metrics. This report always reflects the most recent data for your organization. Additional information about the AP School Honor Roll can be found on [AP Central](#).


AP School Honor Roll Progress Report - 2023

Lexington Christian Academy (181437)

Data Updated: June 29, 2023
Report Run: October 17, 2023

Honor Roll Criteria

Congratulations! Lexington Christian Academy has earned Silver recognition on the 2023 AP School Honor Roll.
Class of 2023

AP School Honor Roll Metrics	Bronze Criteria	Silver Criteria	Gold Criteria	Platinum Criteria	Your School	
					 SILVER Your school achieved all Silver criteria!	
College Culture	40%	50%	65%	80%	64% (70/109)	Silver
College Credit	25%	30%	35%	50%	46% (50/109)	Gold
College Optimization	2%	5%	10%	15%	16% (17/109)	Platinum

To qualify for the 2023 AP School Honor Roll, schools must meet or exceed the criteria for a given recognition level for all three metrics. This report always reflects the most recent data for your organization. Additional information about the AP School Honor Roll can be found on [AP Central](#).

If 'N/A' is shown this means that the percentage could not be calculated as your school did not provide 12th grade enrollment data for the 2022-23 school year or it was reported as zero.

Your School Enrollment: The school level enrollment data was submitted by your AP Coordinator in AP Registration and Ordering and checked against federal registrar data from the National Center for Education Statistics. Your AP Coordinator should annually check that the correct data is provided in AP Registration and Ordering at the start of the school year.

College Culture: Percent of students in the graduating class who took an AP exam at any point in high school, regardless of score. To avoid pressure on students to take large numbers of APs, only 1 AP exam per student contributes to this indicator.

College Credit: Percent of students in the graduating class who scored 3+ on any AP Exam in high school. To avoid pressure on students to take large numbers of APs, only 1 AP exam score of 3 or higher, per student, contributes to this indicator.

College Optimization: Percent of students in the graduating class who took 5 or more AP Exams in high school, where at least 1 exam was taken in 9th or 10th grade. Because research finds that 6 or more APs do not improve college graduation rates beyond the optimal total of 5 such courses in high school, no exams beyond 5 per student contribute to this indicator. The Honor Roll also recognizes schools that encourage students earlier on their AP journeys so as not to overload them with AP courses their junior and senior years.